



# Suspected Ebola Protocol

## History:

- Positive 911 EMD/PSAP screening
- Travel history to or residence in an affected Ebola area within 21 days in conjunction with signs and symptoms listed within this protocol

## Signs and Symptoms:

- Fever of greater than 100.4 F
- Severe headache
- Muscle pain
- Weakness
- Diarrhea
- Vomiting
- Abdominal Pain
- Unexplained hemorrhage

## Consider Differentials:

- Cold/Influenza
- Electrolyte imbalance
- Hyperglycemia
- Other Viral / Bacterial Infections


If you respond to an incident where an Ebola risk may be present, as determined by prescreening, **IMMEDIATELY** contact your DHEC Regional Public Health Epidemiology (Epi) as listed below. Epi will conduct a further risk assessment to determine what, if any, actions are necessary for disease containment or monitoring and assist in determining resources needed.

**Upstate:** Abbeville, Anderson, Cherokee, Greenville, Greenwood, Laurens, McCormick, Oconee, Pickens, Spartanburg, Union  
**(866) 298-4442**







**Midlands:** Aiken, Barnwell, Chester, Edgefield, Fairfield, Kershaw, Lancaster, Lexington, Newberry, Richland, Saluda, York  
**(888) 801-1046**

**Pee Dee:** Chesterfield, Clarendon, Darlington, Dillon, Florence, Georgetown, Horry, Lee, Marion, Marlboro, Sumter, Williamsburg  
**(843) 915-8845**

**Lowcountry:** Allendale, Bamberg, Beaufort, Berkeley, Calhoun, Charleston, Colleton, Dorchester, Hampton, Jasper, Orangeburg  
**(843) 441-1091**

 Don Appropriate Personal Protective Equipment in conjunction with *current* CDC recommendations **PRIOR** to entering scene

Legend	
P	Paramedic

P		<b>Airway protocol</b> (Adult or Pediatric)*	P
		<b>Vital Signs</b> (Does not include auscultation of breath sounds)	
		Recommend NIBP measurement and Pulse Oximetry	
		Consider Supplemental Oxygen by NRB if <b>SpO2 &lt;94%, Respiratory distress, altered LOC or &gt;20 wks pregnant</b>	
		Consider Cardiac Monitor <b>only if patient is symptomatic for cardiac related complaint.</b>	
		<b>Provide supportive care**, continue to calm and reassure the patient(s).</b>	

Provide for transport to appropriate facility following orders from Incident Commander

Is the patient stable?

Exit to appropriate treatment protocol, transport immediately

If your agency is providing transport, alert the Receiving Medical Facility:

- As soon as feasible, confidentially notify the receiving facility that you are transporting a potential Ebola patient.
- **DO NOT TAKE THE PATIENT INTO THE MEDICAL FACILITY UNTIL YOU ARE INSTRUCTED TO DO SO.**
- **MEDICAL FACILITY PERSONNEL WILL DIRECT YOU TO THE PROPER ROOM THROUGH A SAFE ENTRANCE.**



# Suspected Ebola Protocol (cont'd)

## History:

- Positive 911 EMD/PSAP screening
- Travel history to or residence in an affected Ebola area within 21 days in conjunction with signs and symptoms listed within this protocol

## Signs and Symptoms:

- Fever of greater than 100.4 F
- Severe headache
- Muscle pain
- Weakness
- Diarrhea
- Vomiting
- Abdominal Pain
- Unexplained hemorrhage

## Consider Differentials:

- Cold/Influenza
- Electrolyte imbalance
- Hyperglycemia
- Other Viral / Bacterial Infections

\*No routine aerosol generating procedures unless absolutely medically necessary. This includes CPAP / BIPAP. Advanced airway procedures should be performed under controlled conditions while **not** in motion.

\*\*No routine IV lines unless absolutely medically necessary and then only under controlled conditions while **not** in motion.

## Pearls

- **Incubation period 2-21 days.**
- A patient(s) is only infectious when symptomatic.
- Once ill, a person can spread virus to others through direct contact with body fluids: blood, urine, sweat, semen, feces, and tears.
- **Personnel should only use PPE if they have been well trained in its use and know how to put it on and take it off safely and properly.**
- There should be **NO** exposed skin once full PPE has been put on prior to entry.
- Per CDC Guidelines, withhold invasive procedures unless, absolutely necessary:
  - Limit the use of needles and other sharps as much as possible. All needles and sharps should be handled with extreme care and dispose in puncture-proof, sealed containers, Safety devices must be employed immediately after use.
  - Do not attempt any invasive procedures while in motion to minimize exposure risk(s).
- Always have a monitor for the doffing procedure to insure there is no provider contamination during doffing.
- There should be a standardized procedure for donning and doffing that is monitored by a safety officer.
- Remain cognizant that potential patients may experience heightened anxiety due to situation and EMS Responder in PPE.